

# Reading Comprehension

## Jack and the Beanstalk

Year 1/2

HIAS English Team  
Spring 2020  
Final version

© Hampshire County Council



# Using the Home Learning Materials

## The materials

- Each reading booklet contains a key text and suggested activities that can be used to develop comprehension and understanding.
- The sequence should take no more than 1 hour to complete, it could be completed in two 30 mins sessions or four 15 minute sessions.
- Reading for pleasure, fluency and stamina should be developed through regular sustained reading using the books identified by the school.

## How to use

- Read the instructions carefully before you start a task.
- Each sequence contains simple explanations and examples to help you.

## How can parents, carers and siblings help?

- Read the extracts aloud with your child
- Check your child understands any new or unfamiliar vocabulary
- Adapt any of the resources and materials as you feel necessary to support your child's needs


# Reading comprehension sequence

This sequence is developed around an extract from Jack and the beanstalk by Richard Walker.

## Teaching sequence:

- 1) Word Reading Pre-teach
- 2) Developing Fluency
- 3) Question & Discussion
- 4) Responding to the text

## Jack and the beanstalk by Richard Walker



You could use any age-appropriate version of the traditional tale that you have at home, but here is a link to a free downloadable extract from: [www.lovereadings4kids.com](http://www.lovereadings4kids.com)

<file:///C:/Users/cseiahhs/OneDrive%20-%20Hampshire%20County%20Council/Documents/HIAS%20Back%20Up%202020/Home%20Learning/Resources/Jack%20and%20the%20beanstalk.pdf>


# 1. Word Reading Pre-teach

Practise reading these words associated with the traditional tale, and discuss their meaning to support the comprehension of the text. How many sounds can the child hear or identify in each word? Can they sound talk the word? Can they add sound buttons? Match the words to the pictures.

beanstalk (b-ea-n-s-t- al-k)	giant (g-i-a-n-t)	cottage (c-o-tt-a-ge)
cow (c-ow)	hen (h-e-n)	castle (c-a-s-t-le)
axe (a-xe)	harp (h-ar-p)	gold (g-o-l-d)
Egg (e-gg)	magic beans (m-a-g-i-c b-ea-n-s)	Jack's mother (J-a-ck-s m-o-th-er)



## 2. Developing Fluency



*I'm not going to start by saying that Jack was lazy. When there was an adventure in the offing, he was not lazy at all. But most of the time, he just did a little bit of this and a little bit of that.*

Jack lived with his mum and Daisy, the cow, in a tumbledown farmhouse, a little way out of town. Jack's mum liked to do just a little bit of this and a little bit of that as well. They didn't have very much money, but they didn't much care.

Read the text aloud to the child.


Re-read the text together.

Ask the child to read the text independently in their head, then read aloud.

Now ask them to read their story to their teddy.

### 3. Question & Discussion

Read the text extract below, discuss and answer the following questions:

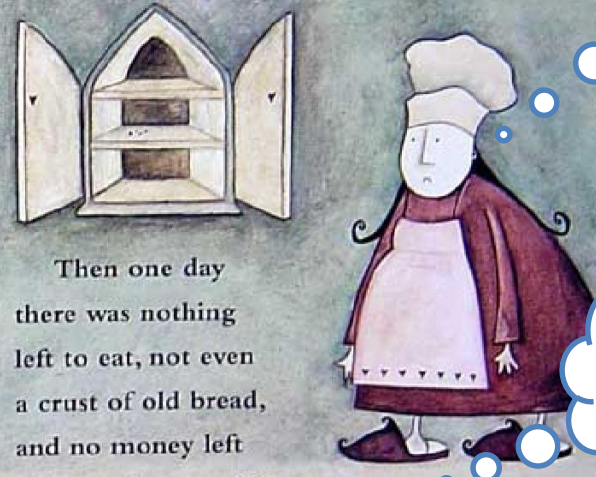


Tell me about Jack & his mother...

*I'm not going to start by saying that Jack was lazy. When there was an adventure in the offing, he was not lazy at all. But most of the time, he just did a little bit of this and a little bit of that.*

Where does Jack live?

Jack lived with his mum and Daisy, the cow, in a tumbledown farmhouse, a little way out of town. Jack's mum liked to do just a little bit of this and a little bit of that as well. They didn't have very much money, but they didn't much care.



What's the problem?

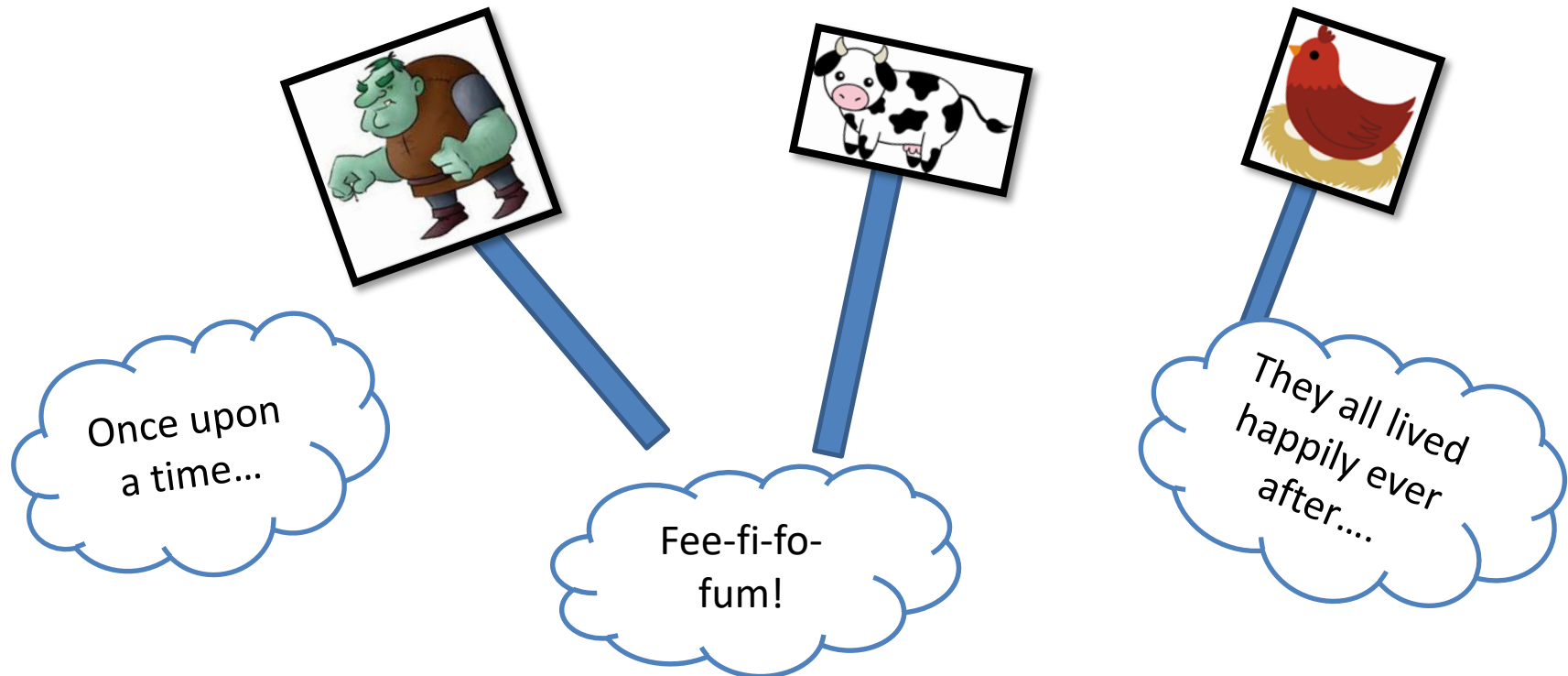
Then one day there was nothing left to eat, not even a crust of old bread, and no money left either to buy anything.

Why do they have to sell the cow?

'It's no good, Jack,' his mum said. 'We'll have to sell poor old Daisy. You had better get up early tomorrow morning and take her to market. Make sure you get a good price for her!'

## 4. Responding to the text

- Make your own characters and props to retell the story.
- Draw and cut out characters and objects from the story and stick them to the top of a lolly stick, straw or pencil.
- Act out and retell the story in your own words to your family or a teddy.





## HIAS English team

The HIAS English team offer a wide range of high-quality services to support schools in improving outcomes for learners, including courses, bespoke consultancy and in-house training.

**During the current school closures, we are still offering school support in a variety of ways such as video conferencing, phone calls and bespoke creation of resources remotely. Coming soon will be teacher training via virtual classrooms. We would be happy to discuss your needs.**

For further details referring to English, please contact:  
Emma Tarrant : [emma.tarrant@hants.gov.uk](mailto:emma.tarrant@hants.gov.uk)

For further details on the full range of services available please contact us using the following details:

Tel: 01962 874820 or email: [hias.enquiries@hants.gov.uk](mailto:hias.enquiries@hants.gov.uk)

