

# Reading Comprehension

## Leon and the Place Between

Year 3/4

HIAS English Team  
Spring 2020  
Final version

© Hampshire County Council



# Using the Home Learning Materials

## The materials

- Each reading booklet contains a key text and suggested activities that can be used to develop comprehension and understanding.
- The sequence should take no more than 1 hour to complete.
- Reading for pleasure, fluency and stamina should be developed through regular sustained reading using the books identified by the school.

## How to use

- Read the instructions carefully before you start a task.
- Each sequence contains simple explanations and examples to help you.

## How can parents, carers and siblings help?

- Read the extracts aloud with your child
- Check your child understands any new or unfamiliar vocabulary
- Adapt any of the resources and materials as you feel necessary to support your child's needs

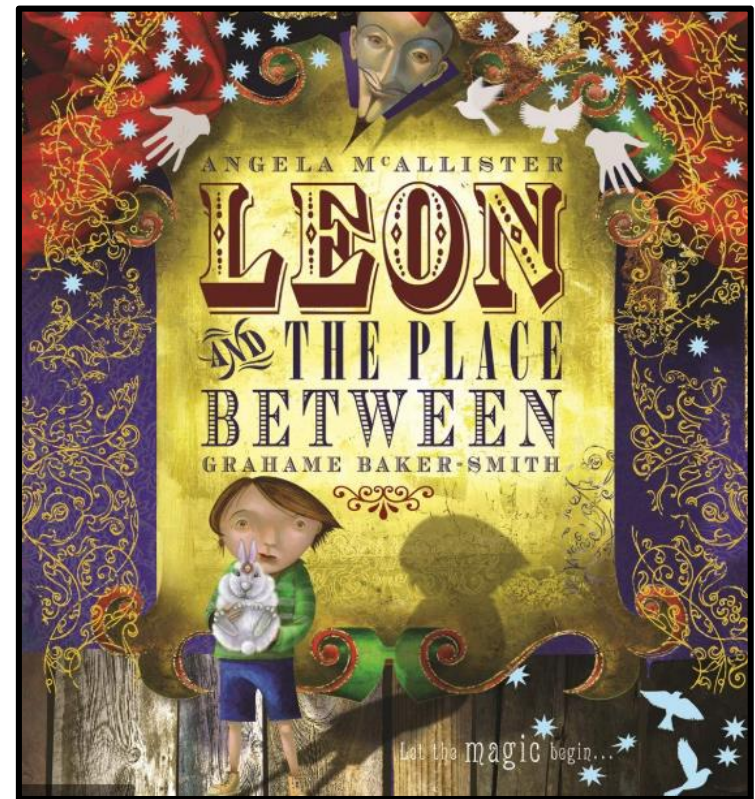
# Reading comprehension sequence

This sequence is developed around an extract from 'Leon and the Place Between' by Angela McAllister.

## Teaching sequence:

- 1) Text marking and Prediction
- 2) Developing reading with expression
- 3) Summarising
- 4) Quick quiz

If a copy of the text is unavailable, follow this link to [lovereadings4kids.co.uk](https://www.lovereadings4kids.co.uk) where you can download a free extract:  
<https://www.lovereadings4kids.co.uk/extract/5399/Leon-and-the-Place-Between-by-Angela-Mcallister.html>



# 1. Vocabulary and Prediction

Explore this picture from the opening to the book and discuss the following questions.

Have you ever been to a circus or magic show?

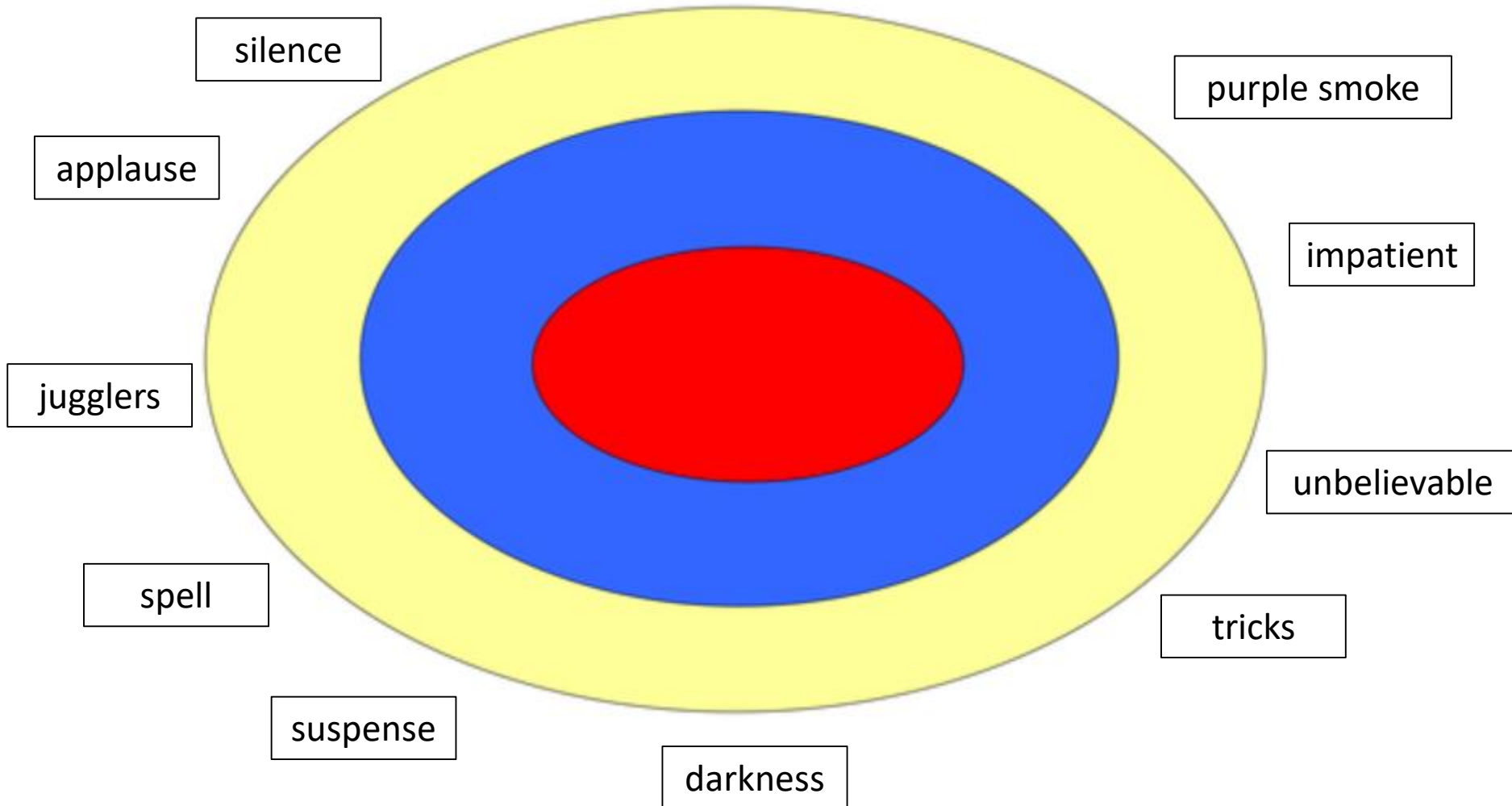
What do you think the children will find in the tent?



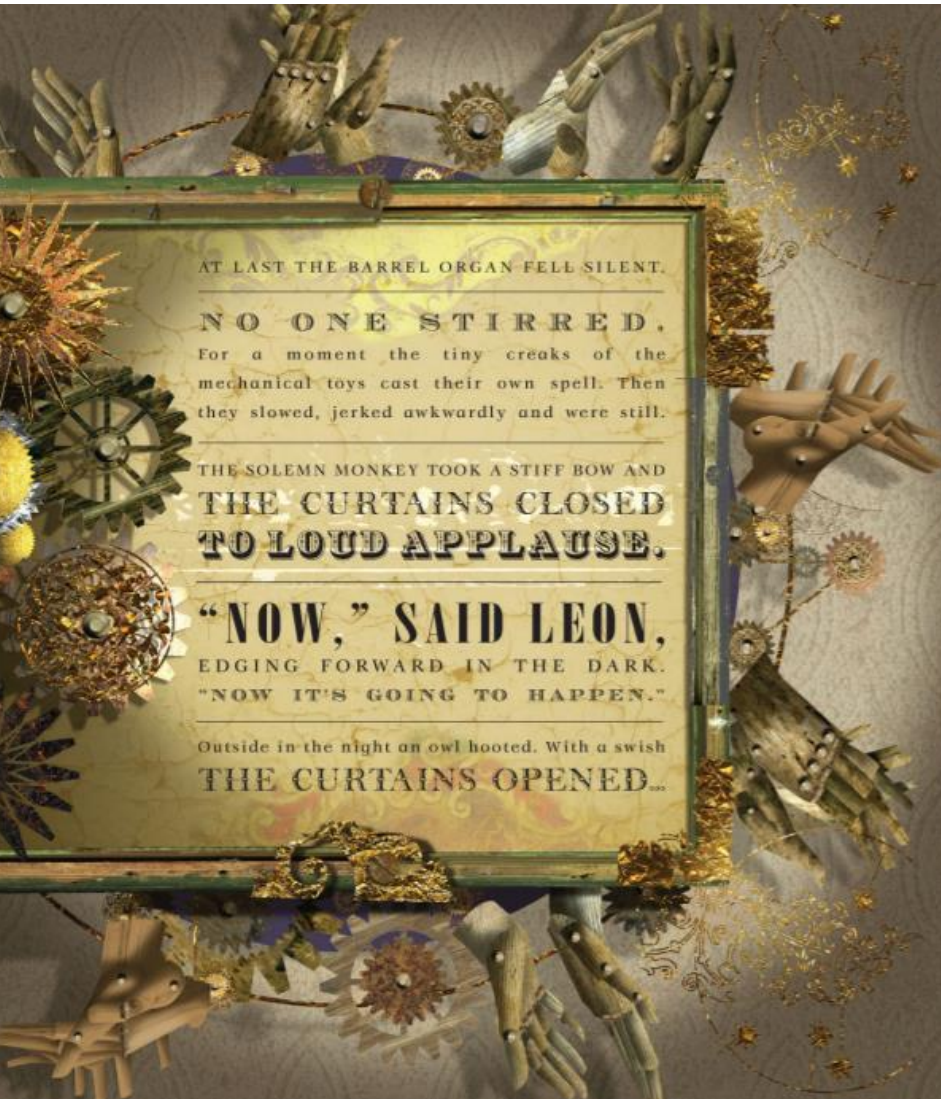


# 1. Vocabulary and Prediction

Based on the front cover, title and what you know about circuses, which words hit the target? Discuss which words you would put in the bullseye – these will be the ones that you think will be most relevant to the book.



## 2. Developing reading with expression



Read and enjoy together the next two pages.

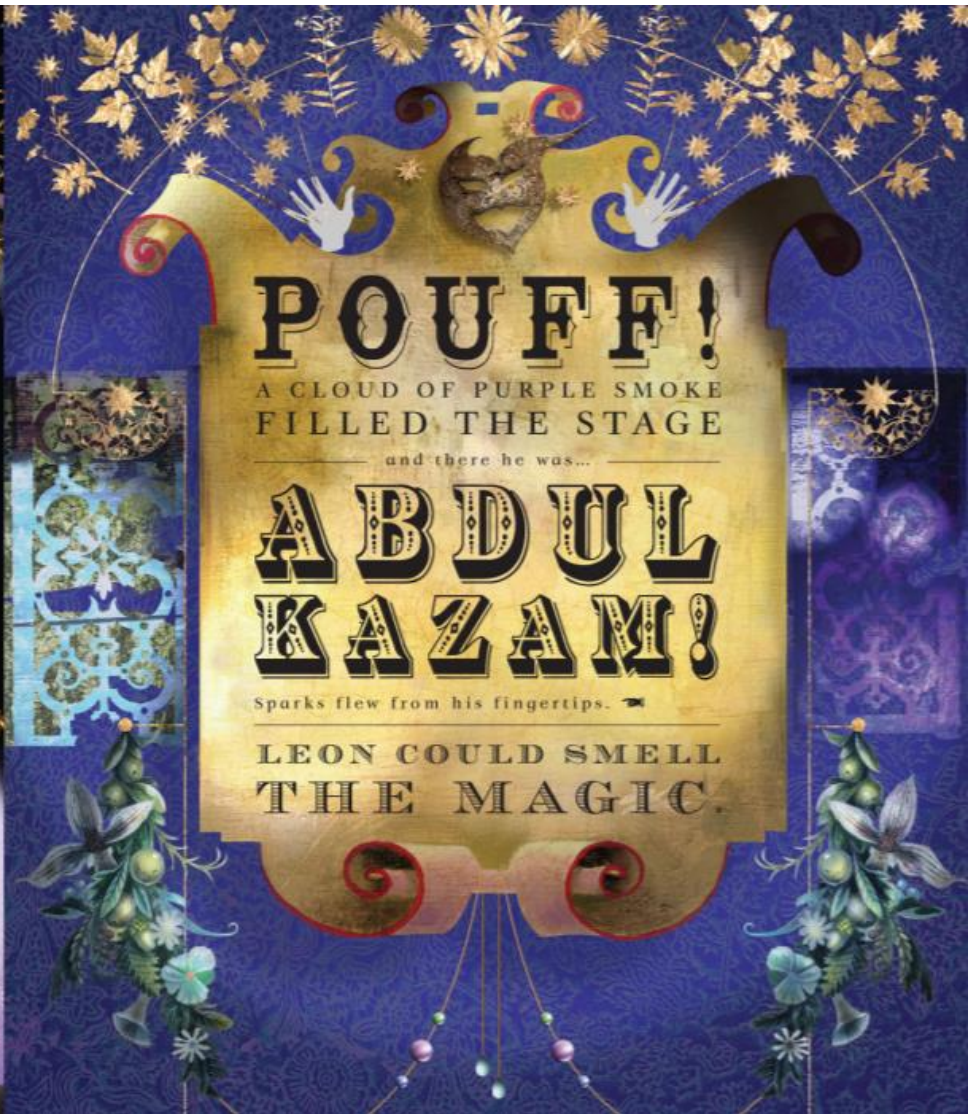
Discuss why the author has used different fonts, sizes and formats.

*Focus on how the format of the text supports how we will read the story.*

*Practice and perform the story using:*

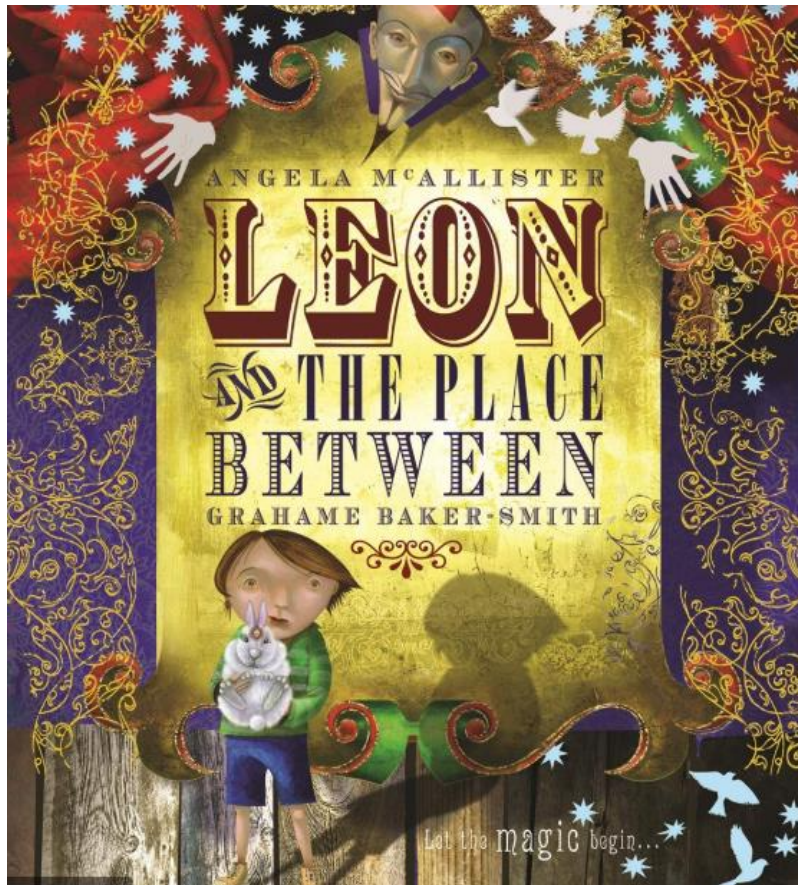
- *Expression*
- *Pace*
- *Volume*





### 3. Summarising

Use your predictions, knowledge of magic and circuses and the extracts you have read to summarise what the story is about. Think about the key information you know to help you with this summary.



Who is the main character?

What can we tell about the main character from the front cover and extract?

Where is the story set?

Which other characters are in the story?

What might these characters be like?



## Quick quiz

Use the extracts to discuss and answer these questions.

1. What does '*edging forward in the dark*' tell you about how Leon is feeling?
2. What word could you use instead of '*solemn*' to describe the monkey?
3. What types of toys are in the tent?
4. How do these toys move?

## HIAS English team

The HIAS English team offer a wide range of high-quality services to support schools in improving outcomes for learners, including courses, bespoke consultancy and in-house training.

**During the current school closures, we are still offering school support in a variety of ways such as video conferencing, phone calls and bespoke creation of resources remotely. Coming soon will be teacher training via virtual classrooms. We would be happy to discuss your needs.**

For further details referring to English, please contact:  
Emma Tarrant : [emma.tarrant@hants.gov.uk](mailto:emma.tarrant@hants.gov.uk)

For further details on the full range of services available please contact us using the following details:

Tel: 01962 874820 or email: [hias.enquiries@hants.gov.uk](mailto:hias.enquiries@hants.gov.uk)

